

Porsche Carrera Cup

Sector List Free Practice

PORSCHE
CARRERA CUP
DEUTSCHLAND

Provisional

DMSB Reg. Nr.:

Friday, August 10, 2018 10:15:00

Nürburgring, Length: 4638m

Air temperature: 18.2°C

Track temperature: 27.79°C

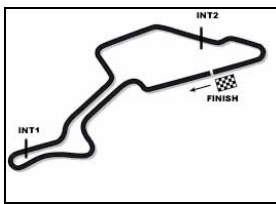
Weather condition: Dry

Lap	Time	SE1	SP1	SE2	SP2	SE3	SP3	TSP	Lap	Time	SE1	SP1	SE2	SP2	SE3	SP3	TSP
3	Ertl, DEU								theoretical besttime: 1:46.765								
1	2:41.477	1:28.908	159	50.968	197	21.601	184	197	10	1:47.622	42.931	214	45.104	243	19.587	188	243
2	1:51.797	45.241	188	46.347	242	20.209	187	242	11	1:54.572	42.709	208	45.164	243	26.699	56	243
3	1:52.677	43.537	201	46.757	242	22.383	188	242	12	5:15.714	4:01.083	186	53.443	160	21.188	184	160
4	2:04.080	45.907	170	50.686	198	27.487	72	198	13	1:52.342	45.071	202	46.992	206	20.279	188	206
5	24:40.387	23:29.912	170	49.224	194	21.251	161	194	14	1:49.859	44.795	204	45.336	242	19.728	188	242
6	1:49.956	44.367	210	45.814	241	19.775	187	241	15	1:47.321	42.894	214	45.056	243	19.371	189	243
7	1:48.415	43.239	211	45.558	241	19.618	187	241	16	1:46.899	42.787	217	44.785	244	19.327	189	244
8	1:47.997	43.011	210	45.455	242	19.531	188	242	17	1:49.876	42.872	217	45.122	243	21.882	188	243
9	1:47.857	43.207	214	45.085	242	19.565	190	242	18	1:47.052	42.653	215	45.023	243	19.376	189	243

Lap	Time	SE1	SP1	SE2	SP2	SE3	SP3	TSP	Lap	Time	SE1	SP1	SE2	SP2	SE3	SP3	TSP
4	Spreng, DEU								theoretical besttime: 1:46.480								
1	3:25.469	1:58.011	113	57.765	174	29.693	54	174	15	1:49.129	43.361	209	46.060	240	19.708	185	240
2	2:27.603	1:14.111	175	53.168	207	20.324	185	207	16	1:47.561	42.925	212	45.213	240	19.423	187	240
3	1:51.528	44.388	185	46.713	240	20.427	185	240	17	1:50.000	45.113	156	45.340	242	19.547	188	242
4	1:52.761	45.592	162	47.153	239	20.016	186	239	18	1:46.925	42.558	214	44.918	242	19.449	187	242
5	1:49.580	43.868	188	45.713	241	19.999	186	241	19	1:47.678	43.599	219	44.810	241	19.269	187	241
6	1:48.736	43.191	201	45.720	242	19.825	186	242	20	1:46.635	42.545	219	44.666	241	19.424	186	241
7	1:48.730	43.457	206	45.693	241	19.580	187	241	21	1:47.731	42.893	202	44.950	241	19.888	186	241
8	1:47.818	42.770	219	45.278	241	19.770	188	241	22	1:53.834	42.877	220	45.323	240	25.634	55	240
9	1:47.883	42.711	214	45.377	241	19.795	184	241	23	5:41.353	4:36.102	217	45.508	237	19.743	187	237
10	1:47.887	42.940	215	45.301	241	19.646	187	241	24	1:47.286	42.934	220	44.767	241	19.585	175	241
11	1:56.916	42.618	201	47.134	206	27.164	53	206	25	1:50.103	44.730	200	45.526	242	19.847	185	242
12	7:25.358	6:00.134	146	52.994	141	32.230	55	141	26	1:49.733	44.693	210	45.040	241	20.000	187	241
13	2:20.982	1:09.618	192	49.298	223	22.066	182	223	27	1:47.520	43.271	219	44.890	240	19.359	187	240
14	1:54.350	45.909	168	47.757	235	20.684	185	235									

Lap	Time	SE1	SP1	SE2	SP2	SE3	SP3	TSP	Lap	Time	SE1	SP1	SE2	SP2	SE3	SP3	TSP
5	Zimmermann, DEU								theoretical besttime: 1:44.921								
1	3:25.831	2:06.003	132	58.470	177	21.358	183	177	14	2:02.900	50.441	183	45.912	241	26.547	54	241
2	1:54.111	46.797	133	47.237	229	20.077	186	229	15	6:19.367	5:13.339	198	46.232	241	19.796	186	241
3	1:49.495	43.923	204	46.040	241	19.532	188	241	16	1:46.544	42.984	215	44.449	242	19.111	188	242
4	1:47.265	42.604	211	45.470	242	19.191	187	242	17	1:45.838	42.591	219	44.252	242	18.995	188	242
5	1:47.077	43.228	214	44.692	243	19.157	188	243	18	1:45.060	42.226	223	43.940	243	18.894	188	243
6	1:46.030	42.482	217	44.477	243	19.071	187	243	19	1:45.006	42.121	224	44.008	243	18.877	188	243
7	1:45.645	42.338	223	44.223	243	19.084	188	243	20	1:45.963	42.104	224	44.701	243	19.158	188	243
8	1:46.062	42.324	222	44.600	243	19.138	188	243	21	1:54.293	44.022	207	44.746	242	25.525	55	242
9	1:52.561	42.572	217	44.477	242	25.512	55	242	22	8:06.432	7:01.935	154	45.135	243	19.362	189	243
10	5:23.908	4:20.132	215	44.535	242	19.241	187	242	23	1:50.627	42.198	220	48.617	187	19.812	189	187
11	1:45.829	42.230	214	44.507	243	19.092	188	243	24	1:45.582	42.263	216	44.301	242	19.018	189	242
12	1:46.130	42.756	220	44.269	242	19.105	188	242	25	1:45.388	42.423	222	43.949	244	19.016	189	244
13	1:45.531	42.199	224	44.250	243	19.082	189	243									

Lap	Time	SE1	SP1	SE2	SP2	SE3	SP3	TSP	Lap	Time	SE1	SP1	SE2	SP2	SE3	SP3	TSP
6	Rivas, LUX								theoretical besttime: 1:45.691								
1	2:43.374	1:30.339	152	51.714	185	21.321	186	185	15	1:47.627	42.770	188	45.486	242	19.371	186	242
2	1:51.157	44.448	177	46.524	241	20.185	187	241	16	1:46.743	42.493	219	44.782	242	19.468	187	242
3	1:50.462	43.537	200	46.243	236	20.682	187	236	17	1:47.046	42.578	195	45.005	242	19.463	187	242
4	1:47.653	42.891	206	45.215	242	19.547	188	242	18	1:52.816	42.506	214	44.750	243	25.560	54	243
5	1:47.356	43.099	213	44.813	243	19.444	188	243	19	4:47.955	3:41.544	167	46.573	239	19.838	188	239
6	1:47.683	42.935	205	45.213	242	19.535	187	242	20	1:48.859	43.448	205	45.594	241	19.817	186	241
7	1:47.630	42.967	216	44.867	242	19.796	184	242	21	1:46.683	42.475	216	44.781	241	19.427	188	241
8	1:46.773	42.776	217	44.654	242	19.343	186	242	22	1:47.276	42.203	216	44.714	243	20.359	187	243
9	1:46.853	42.423	217	44.796	241	19.634	186	241	23	1:46.138	42.250	216	44.554	245	19.334	189	245
10	1:54.358	43.370	213	45.217	242	25.771	53	242	24	1:46.782	42.565	218	44.684	243	19.533	189	243
11	9:00.361	7:56.039	216	44.721	242	19.601	188	242	25	1:45.949	42.308	221	44.503	243	19.138	188	243
12	1:47.961	42.586	220	45.426	241	19.949	187	241	26	1:45.766	42.085	219	44.468	244	19.213	189	244
13	1:46.730	42.337	216	44.645	243	19.748	188	243	27	1:46.448	42.237	214	44.824	242	19.387	188	242
14	1:46.850	42.617	205	45.035	242	19.198	188	242	28	1:57.336	42.346	218	44.552	243	30.438	36	243



Porsche Carrera Cup

Sector List Free Practice

Provisional

PORSCHE

**CARRERA CUP
DEUTSCHLAND**

Nürburgring, Length: 4638m

Air temperature: 18.2°C

Track temperature: 27.79°C

Weather condition: Dry

DMSB Reg. Nr.:

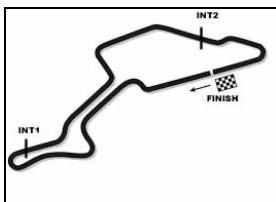
Friday, August 10, 2018 10:15:00

Lap	Time	SE1	SP1	SE2	SP2	SE3	SP3	TSP	Lap	Time	SE1	SP1	SE2	SP2	SE3	SP3	TSP
7 Wolf, DEU									theoretical besttime: 1:45.300								
1	2:35.495	1:22.567	142	51.300	228	21.628	184	228	14	1:45.318	41.987	220	44.302	243	19.029	187	243
2	1:50.794	44.386	191	46.484	242	19.924	188	242	15	1:53.173	42.431	221	44.656	243	26.086	53	243
3	1:48.762	43.138	205	45.869	241	19.755	187	241	16	5:25.440	4:21.094	216	44.990	241	19.356	188	241
4	1:47.722	43.039	210	45.186	241	19.497	187	241	17	1:46.182	42.468	219	44.588	243	19.126	188	243
5	1:46.989	42.617	210	44.981	242	19.391	186	242	18	2:04.501	53.817	130	45.769	242	24.915	54	242
6	1:52.630	42.447	213	44.730	242	25.453	56	242	19	4:30.498	3:23.607	192	47.142	238	19.749	187	238
7	5:36.410	4:31.959	210	44.906	242	19.545	187	242	20	1:49.099	42.914	221	46.589	242	19.596	189	242
8	1:46.378	42.575	219	44.599	242	19.204	187	242	21	1:46.101	42.480	221	44.458	242	19.163	187	242
9	1:45.885	42.232	220	44.513	242	19.140	187	242	22	1:45.616	42.151	218	44.396	243	19.069	189	243
10	1:53.259	42.306	214	44.666	243	26.287	54	243	23	1:46.509	42.063	220	45.251	243	19.195	190	243
11	4:57.677	3:53.359	221	44.934	242	19.384	188	242	24	1:45.727	42.267	222	44.449	242	19.011	189	242
12	1:46.082	42.345	216	44.609	243	19.128	188	243	25	1:53.095	42.202	223	44.626	206	26.267	54	206
13	1:45.713	42.220	222	44.328	243	19.165	188	243	26								

Lap	Time	SE1	SP1	SE2	SP2	SE3	SP3	TSP	Lap	Time	SE1	SP1	SE2	SP2	SE3	SP3	TSP
10 Preining, AUT									theoretical besttime: 1:43.840								
1	2:06.880	58.486	177	47.843	213	20.551	180	213	13	1:44.345	41.704	225	43.843	246	18.798	189	246
2	1:51.988	46.747	173	45.762	241	19.479	187	241	14	1:52.228	41.753	201	45.302	236	25.173	55	236
3	1:46.778	42.248	208	45.407	244	19.123	188	244	15	5:52.672	4:37.589	223	54.846	173	20.237	188	173
4	1:45.560	42.151	212	44.417	244	18.992	188	244	16	1:44.844	41.926	225	43.977	244	18.941	189	244
5	1:45.834	41.957	217	44.258	244	19.619	189	244	17	1:59.629	49.457	224	44.868	245	25.304	52	245
6	1:45.579	41.990	215	44.564	244	19.025	189	244	18	10:28.957	9:19.615	166	48.993	224	20.349	189	224
7	1:45.038	41.827	220	43.922	246	19.289	188	246	19	1:45.458	42.155	221	44.262	244	19.041	188	244
8	1:50.836	42.173	222	43.909	245	24.754	53	245	20	1:44.588	41.828	222	43.891	245	18.869	189	245
9	6:22.256	5:19.207	221	44.075	244	18.974	189	244	21	1:49.974	41.752	223	48.455	190	19.767	189	190
10	1:44.810	41.948	222	43.953	245	18.909	188	245	22	1:44.132	41.608	223	43.729	244	18.795	189	244
11	1:44.581	41.703	224	43.890	245	18.988	189	245	23	1:43.928	41.531	225	43.630	246	18.767	190	246
12	1:44.827	41.880	224	44.001	246	18.946	190	246	24	1:44.075	41.575	225	43.821	245	18.679	189	245

Lap	Time	SE1	SP1	SE2	SP2	SE3	SP3	TSP	Lap	Time	SE1	SP1	SE2	SP2	SE3	SP3	TSP
11 Ammermüller, DEU									theoretical besttime: 1:44.027								
1	2:12.998	1:00.853	170	50.725	228	21.420	183	228	13	1:44.896	42.013	220	44.051	244	18.832	188	244
2	1:55.020	45.210	184	48.851	219	20.959	182	219	14	1:44.662	41.736	222	44.014	243	18.912	189	243
3	1:50.167	44.543	194	45.963	241	19.661	188	241	15	1:52.236	41.778	219	44.304	245	26.154	55	245
4	1:46.622	42.516	210	44.809	243	19.297	190	243	16	16:17.277	15:10.216	185	47.119	240	19.942	186	240
5	1:45.853	42.199	215	44.455	243	19.199	188	243	17	1:49.307	43.829	192	46.275	240	19.203	189	240
6	1:45.655	42.247	216	44.474	243	18.934	188	243	18	1:50.647	46.679	204	44.682	242	19.286	189	242
7	1:45.375	41.942	215	44.357	243	19.076	188	243	19	1:45.103	41.861	223	44.290	243	18.952	189	243
8	1:52.561	41.837	219	44.255	244	26.469	55	244	20	1:47.189	41.788	220	44.327	239	21.074	190	239
9	5:18.769	4:14.405	195	45.243	244	19.121	189	244	21	1:44.642	41.799	221	44.026	245	18.817	190	245
10	1:45.664	42.020	219	44.267	243	19.377	188	243	22	1:45.232	42.097	218	44.152	244	18.983	189	244
11	1:44.952	41.941	219	44.097	244	18.914	188	244	23	1:44.343	41.685	221	43.865	243	18.793	189	243
12	1:45.056	41.909	220	44.099	244	19.048	189	244	24	1:44.027	41.661	222	43.705	246	18.661	190	246

Lap	Time	SE1	SP1	SE2	SP2	SE3	SP3	TSP	Lap	Time	SE1	SP1	SE2	SP2	SE3	SP3	TSP
12 Schmidt-Staade, DEU									theoretical besttime: 1:44.907								
1	3:05.679	1:45.587	143	58.129	170	21.963	181	170	14	1:45.775	42.275	223	44.554	243	18.946	189	243
2	1:53.168	45.861	186	46.602	241	20.705	185	241	15	1:55.585	42.555	223	45.095	243	27.935	57	243
3	1:48.899	43.464	209	45.776	242	19.659	189	242	16	7:59.521	6:54.604	211	45.011	243	19.906	187	243
4	1:47.303	42.875	213	45.169	243	19.259	189	243	17	1:47.224	42.932	220	44.659	244	19.633	184	244
5	1:46.883	42.706	216	44.855	244	19.322	188	244	18	1:48.886	43.630	190	45.419	247	19.837	188	247
6	1:46.727	42.346	222	44.919	244	19.462	189	244	19	1:46.242	42.488	223	44.712	243	19.042	188	243
7	1:47.062	42.865	204	45.104	243	19.093	188	243	20	1:56.032	42.291	224	44.434	244	29.307	56	244
8	1:55.448	42.381	217	44.596	247	28.471	55	247	21	4:39.234	3:28.216	121	51.034	223	19.984	188	223
9	4:31.552	3:27.575	211	44.766	244	19.211	189	244	22	1:47.530	42.903	204	45.106	242	19.521	191	242
10	1:46.520	42.828	220	44.523	243	19.169	188	243	23	1:45.472	42.185	223	44.385	244	18.902	190	244
11	1:49.020	45.159	221	44.579	243	19.282	188	243	24	1:45.042	41.863	226	44.142	244	19.037	189	244
12	1:45.735	42.220	221	44.481	244	19.034	187	244	25	1:49.099	45.486	221	44.538	244	19.075	190	244
13	1:45.874	42.166	224	44.643	243	19.065	189	243	26	1:54.236	42.274	222	44.980	243	26.982	57	243



Porsche Carrera Cup

Sector List Free Practice

Provisional

PORSCHE
CARRERA CUP
DEUTSCHLAND

Nürburgring, Length: 4638m

Air temperature: 18.2°C

Track temperature: 27.79°C

Weather condition: Dry

DMSB Reg. Nr.:

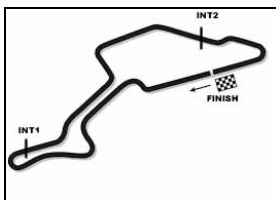
Friday, August 10, 2018 10:15:00

Lap	Time	SE1	SP1	SE2	SP2	SE3	SP3	TSP	Lap	Time	SE1	SP1	SE2	SP2	SE3	SP3	TSP
14 Nakken, NOR									theoretical besttime: 1:44.976								
1	2:24.695	1:09.223	146	53.543	155	21.929	185	155	15	1:46.088	42.393	208	44.567	244	19.128	188	244
2	1:50.910	44.246	190	46.245	229	20.419	185	229	16	1:53.492	42.255	211	44.899	243	26.338	52	243
3	1:47.984	43.161	205	45.198	243	19.625	187	243	17	5:05.059	3:55.034	201	46.081	152	23.944	187	152
4	1:47.235	42.899	208	44.925	242	19.411	188	242	18	1:47.320	43.164	203	44.724	242	19.432	188	242
5	1:46.948	42.293	213	45.057	243	19.598	189	243	19	1:46.239	42.348	210	44.645	242	19.246	188	242
6	1:47.872	43.063	201	45.240	243	19.569	188	243	20	1:55.383	43.120	173	45.818	243	26.445	50	243
7	1:47.110	42.618	204	44.990	244	19.502	188	244	21	3:54.657	2:49.544	181	45.553	241	19.560	186	241
8	1:47.738	43.113	202	44.999	243	19.626	188	243	22	1:46.720	42.571	205	44.975	242	19.174	189	242
9	1:46.978	42.737	204	44.942	243	19.299	188	243	23	1:45.235	42.076	216	44.196	243	18.963	188	243
10	1:46.356	42.598	211	44.548	243	19.210	188	243	24	1:45.080	41.978	216	44.117	244	18.985	189	244
11	1:54.175	42.396	208	45.086	243	26.693	50	243	25	1:51.407	42.134	212	48.685	209	20.588	189	209
12	6:38.658	5:34.010	198	45.111	242	19.537	188	242	26	1:47.822	42.247	206	45.395	240	20.180	190	240
13	1:46.415	42.698	212	44.518	243	19.199	188	243	27	1:45.119	41.896	217	44.228	243	18.995	189	243
14	1:46.890	42.421	210	44.772	244	19.697	189	244	28	1:47.441	42.027	214	44.826	219	20.588	189	219

15 van Parijs, BEL									theoretical besttime: 1:44.575								
1	2:39.686	1:27.396	130	50.978	211	21.312	177	211	15	1:52.395	42.238	222	44.581	241	25.576	51	241
2	1:52.371	46.031	180	46.317	243	20.023	189	243	16	5:07.857	4:03.990	214	44.661	243	19.206	188	243
3	1:48.441	43.296	193	45.510	243	19.635	188	243	17	1:46.392	42.372	220	44.643	243	19.377	190	243
4	1:47.402	42.758	210	45.100	244	19.544	189	244	18	1:45.722	42.168	216	44.533	244	19.021	189	244
5	1:46.986	42.403	209	45.109	244	19.474	189	244	19	1:51.472	42.144	220	44.552	244	24.776	53	244
6	1:46.361	42.298	215	44.605	244	19.458	189	244	20	3:54.200	2:47.881	97	46.732	239	19.587	189	239
7	1:46.177	42.300	216	44.509	245	19.368	188	245	21	1:45.631	42.354	218	44.285	241	18.992	189	241
8	1:54.441	42.704	214	44.408	246	27.329	53	246	22	1:44.599	41.742	225	44.041	243	18.816	191	243
9	6:08.117	5:03.967	212	44.637	242	19.513	188	242	23	1:46.922	42.333	219	45.419	243	19.170	189	243
10	1:46.530	42.663	219	44.437	243	19.430	188	243	24	1:44.826	41.971	222	44.017	243	18.838	190	243
11	1:46.032	42.526	215	44.260	243	19.246	189	243	25	1:45.140	42.051	221	44.153	243	18.936	189	243
12	1:46.218	42.415	213	44.531	243	19.272	189	243	26	1:52.753	43.657	217	44.377	243	24.719	52	243
13	1:46.034	42.464	222	44.387	243	19.183	189	243	27								
14	1:45.449	42.225	223	44.167	243	19.057	189	243	28								

16 Malja, SWE									theoretical besttime: 1:45.034								
1	2:45.545	1:22.954	158	53.113	227	29.478	54	227	13	1:46.095	42.116	219	44.334	243	19.645	188	243
2	3:05.603	1:56.237	182	49.416	232	19.950	187	232	14	1:45.494	42.060	222	44.319	243	19.115	188	243
3	1:48.894	43.998	201	45.454	241	19.442	187	241	15	1:53.262	42.684	207	44.934	242	25.644	54	242
4	1:47.350	42.807	207	45.127	240	19.416	187	240	16	14:23.595	13:14.339	176	48.901	224	20.355	183	224
5	1:46.189	42.275	217	44.649	241	19.265	187	241	17	1:50.921	44.462	197	46.854	229	19.605	188	229
6	1:49.054	42.714	213	46.970	243	19.370	188	243	18	1:46.524	42.496	211	44.758	241	19.270	189	241
7	1:46.086	42.202	213	44.611	243	19.273	187	243	19	1:45.822	42.202	217	44.459	242	19.161	187	242
8	1:46.830	42.969	210	44.635	242	19.226	188	242	20	1:46.049	42.155	211	44.812	243	19.082	188	243
9	1:45.977	42.123	217	44.563	242	19.291	187	242	21	1:45.227	42.035	219	44.065	243	19.127	188	243
10	1:51.990	42.182	212	44.454	241	25.354	54	241	22	1:45.210	41.907	219	44.241	242	19.062	189	242
11	5:01.634	3:57.393	198	44.927	242	19.314	186	242	23	1:46.780	42.902	200	44.637	242	19.241	189	242
12	1:46.132	42.287	218	44.656	242	19.189	188	242	24	1:57.624	42.672	210	44.806	244	30.146	35	244

17 Weiland, DEU									theoretical besttime: 1:48.984								
1	3:16.818	1:53.980	120	56.795	176	26.043	165	176	15	1:49.760	43.376	205	46.107	240	20.277	185	240
2	2:07.315	50.444	159	53.569	195	23.302	182	195	16	1:50.651	43.890	200	46.563	240	20.198	185	240
3	1:54.905	45.972	181	48.374	237	20.559	185	237	17	1:51.688	44.580	204	46.795	240	20.313	185	240
4	1:53.010	45.080	193	47.345	240	20.585	185	240	18	2:01.353	44.528	200	46.028	240	30.797	56	240
5	1:52.449	45.037	192	47.270	241	20.142	185	241	19	5:08.711	3:53.213	150	53.341	221	22.157	179	221
6	1:51.212	44.203	195	46.445	241	20.564	183	241	20	1:59.129	47.859	172	48.477	229	22.793	178	229
7	1:50.846	44.284	197	46.406	240	20.156	183	240	21	1:53.950	45.050	198	48.247	237	20.653	184	237
8	2:05.998	46.311	172	50.302	239	29.385	55	239	22	1:50.897	44.159	201	46.552	240	20.186	186	240
9	5:28.238	4:18.067		49.052	238	21.119	182	238	23	1:51.339	44.147	201	46.970	240	20.222	186	240
10	1:51.080	44.350	203	46.309	240	20.421	184	240	24	1:51.411	44.405	196	46.723	241	20.283	186	241
11	1:50.433	43.962	204	46.535	240	19.936	184	240	25	1:50.330	43.913	199	46.490	242	19.927	186	242
12	1:54.342	45.742	183	47.692	230	20.908	184	230	26	1:49.637	43.643	203	46.105	240	19.889	186	240
13	1:51.647	44.097	193	47.147	236	20.403	185	236	27	1:50.057	43.822	201	46.058	242	20.177	187	242
14	1:51.440	43.751	199	47.389	216	20.300	185	216	28	1:49.729	44.121	202	45.785	242	19.823	186	242



Porsche Carrera Cup

Sector List Free Practice

Provisional

PORSCHE
CARRERA CUP
DEUTSCHLAND

DMSB Reg. Nr.:

Friday, August 10, 2018 10:15:00

Nürburgring, Length: 4638m

Air temperature: 18.2°C

Track temperature: 27.79°C

Weather condition: Dry

Lap	Time	SE1	SP1	SE2	SP2	SE3	SP3	TSP	Lap	Time	SE1	SP1	SE2	SP2	SE3	SP3	TSP
18 de Quesada, USA									theoretical besttime: 1:45.157								
1	3:13.054	1:59.776	137	51.226	215	22.052	185	215	12	1:55.928	43.657	219	44.459	244	27.812	55	244
2	1:51.874	45.406	186	46.352	242	20.116	187	242	13	4:19.276	3:15.828	219	44.382	244	19.066	188	244
3	1:49.550	43.752	198	46.012	242	19.786	188	242	14	1:45.321	42.220	225	44.026	244	19.075	187	244
4	1:47.383	42.687	218	45.012	244	19.684	189	244	15	1:53.106	42.849	217	50.487	198	19.770	188	198
5	1:47.204	42.798	213	44.927	244	19.479	189	244	16	1:46.090	42.250	224	44.634	244	19.206	188	244
6	1:46.897	42.401	216	45.019	246	19.477	189	246	17	1:54.603	43.649	220	44.548	244	26.406	54	244
7	1:57.017	43.656	209	45.525	245	27.836	54	245	18	7:05.279	6:00.693	154	45.457	243	19.129	189	243
8	5:35.104	4:26.582	176	47.827	240	20.695	187	240	19	1:49.225	42.191	226	47.379	221	19.655	188	221
9	1:47.511	43.023	205	45.029	242	19.459	188	242	20	1:45.395	42.090	225	44.254	243	19.051	189	243
10	1:49.154	45.460	222	44.296	243	19.398	188	243	21	1:45.318	42.198	224	44.016	245	19.104	190	245
11	1:45.435	42.157	224	44.061	243	19.217	188	243	22	1:57.018	42.772	224	44.743	244	29.503	55	244

Lap	Time	SE1	SP1	SE2	SP2	SE3	SP3	TSP	Lap	Time	SE1	SP1	SE2	SP2	SE3	SP3	TSP
20 Skoog, SWE									theoretical besttime: 1:45.446								
1	2:30.947	1:14.931	101	53.893	209	22.123	184	209	13	1:46.788	42.445	221	44.854	243	19.489	189	243
2	1:51.664	44.795	208	46.847	240	20.022	187	240	14	1:49.279	42.548	223	47.588	242	19.143	189	242
3	1:48.134	43.094	214	45.757	241	19.283	187	241	15	1:46.043	42.365	219	44.621	243	19.057	189	243
4	1:48.066	42.902	218	45.864	241	19.300	188	241	16	1:53.967	42.212	223	44.575	244	27.180	53	244
5	1:47.168	42.809	219	44.997	242	19.362	187	242	17	7:52.173	6:34.672	131	55.118	149	22.383	186	149
6	1:46.566	42.619	223	44.689	242	19.258	187	242	18	1:54.393	46.286	149	46.847	203	21.260	188	203
7	1:52.809	42.531	221	44.575	243	25.703	52	243	19	1:54.897	42.576	221	45.057	242	27.264	189	242
8	9:44.015	8:39.695	221	45.053	242	19.267	188	242	20	1:48.994	42.376	224	44.434	246	22.184	188	246
9	1:52.595	42.401	218	44.626	242	25.568	180	242	21	1:47.066	42.990	191	45.067	243	19.009	189	243
10	1:57.278	45.617	216	45.385	242	26.276	54	242	22	1:45.853	42.382	217	44.280	244	19.191	188	244
11	5:23.217	4:19.118	215	44.804	242	19.295	188	242	23	1:45.546	42.209	222	44.228	243	19.109	188	243
12	1:46.276	42.583	219	44.512	242	19.181	188	242									

Lap	Time	SE1	SP1	SE2	SP2	SE3	SP3	TSP	Lap	Time	SE1	SP1	SE2	SP2	SE3	SP3	TSP
24 Eidson, USA									theoretical besttime: 1:45.928								
1	2:42.394	1:29.643	144	51.326	167	21.425	185	167	12	5:46.253	4:30.286	187	51.117	150	24.850	186	150
2	1:51.508	44.822	171	46.461	242	20.225	188	242	13	1:59.531	43.517	210	56.273	240	19.741	188	240
3	1:49.914	43.641	192	46.433	244	19.840	188	244	14	1:46.843	42.653	201	44.890	241	19.300	188	241
4	1:48.286	43.293	187	45.384	242	19.609	187	242	15	1:46.183	42.530	208	44.447	243	19.206	188	243
5	1:47.574	43.111	201	44.886	243	19.577	188	243	16	1:54.816	42.460	213	44.740	242	27.616	57	242
6	1:55.457	42.972	206	45.073	242	27.412	56	242	17	6:23.278	5:14.501	192	45.653	159	23.124	188	159
7	5:00.363	3:55.948	201	45.037	242	19.378	187	242	18	1:49.520	42.619	211	47.484	241	19.417	188	241
8	1:46.914	42.629	220	45.041	242	19.244	188	242	19	1:50.779	46.991	210	44.523	243	19.265	188	243
9	1:46.554	42.682	213	44.702	243	19.170	188	243	20	1:46.855	42.722	211	44.770	242	19.363	189	242
10	1:47.124	42.600	204	45.043	240	19.481	187	240	21	1:46.280	42.636	213	44.500	243	19.144	189	243
11	1:53.199	42.432	212	44.632	242	26.135	57	242	22	1:56.485	42.337	215	44.662	242	29.486	55	242

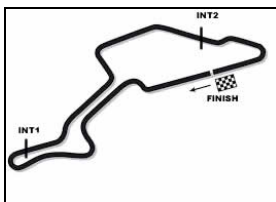
Lap	Time	SE1	SP1	SE2	SP2	SE3	SP3	TSP	Lap	Time	SE1	SP1	SE2	SP2	SE3	SP3	TSP
27 Simmenauer, FRA									theoretical besttime: 1:45.256								
1	2:40.956	1:27.870	150	51.189	213	21.897	184	213	15	1:46.386	42.213	219	44.493	243	19.680	188	243
2	1:51.837	45.227	182	46.272	236	20.338	188	236	16	1:58.405	43.603	217	47.433	175	27.369	52	175
3	1:48.937	43.501	187	45.743	243	19.693	189	243	17	7:14.400	6:06.183	165	47.589	238	20.628	186	238
4	1:47.291	42.830	204	44.937	244	19.524	189	244	18	1:48.386	43.243	216	45.482	243	19.661	189	243
5	1:47.051	42.586	208	44.921	247	19.544	190	247	19	1:46.797	42.534	219	45.114	241	19.149	189	241
6	1:47.613	43.295	213	44.964	243	19.354	189	243	20	1:45.487	42.070	222	44.225	244	19.192	190	244
7	1:46.341	42.554	217	44.470	244	19.317	189	244	21	1:46.194	42.266	213	44.659	243	19.269	189	243
8	1:54.412	42.528	215	44.656	243	27.228	51	243	22	1:46.339	42.246	221	44.636	244	19.457	190	244
9	5:05.624	4:01.824	218	44.568	243	19.232	189	243	23	1:45.832	42.085	207	44.450	245	19.297	189	245
10	1:47.172	42.656	212	44.802	233	19.714	189	233	24	1:45.385	41.950	220	44.217	245	19.218	189	245
11	1:46.302	42.563	219	44.445	244	19.294	188	244	25	1:45.547	42.062	224	44.392	243	19.093	189	243
12	1:46.161	42.435	219	44.421	244	19.305	188	244	26	1:52.717	42.243	222	44.213	243	26.261	57	243
13	1:46.229	42.278	220	44.532	242	19.419	188	242	27	4:29.633	3:17.135	212	44.467	244	28.031	47	244
14	1:46.978	42.698	224	44.958	243	19.322	188	243									

Lap	Time	SE1	SP1	SE2	SP2	SE3	SP3	TSP	Lap	Time	SE1	SP1	SE2	SP2	SE3	SP3	TSP
28 Pereira, LUX									theoretical besttime: 1:46.002								
1	2:38.508	1:26.508	156	49.835	227	22.165	184	227	5	1:46.561	42.298	213	44.978	244	19.285	188	244
2	1:49.782	44.408	206	45.769	242	19.605	187	242	6	1:46.457	42.536	220	44.573	243	19.348	188	243
3	1:50.406	43.233	215	45.615	246	21.558	189	246	7	1:46.650	42.700	218	44.819	244	19.131	188	244
4	1:46.997	42.794	211	44.925	244	19.278	188	244	8	1:55.026	42.444	219	45.396	243	27.186	51	243

ver: 1.0

Page 4/ 7 printed: 10.8.2018 11:18





Porsche Carrera Cup

Sector List Free Practice

Provisional

PORSCHE

**CARRERA CUP
DEUTSCHLAND**

DMSB Reg. Nr.:

Friday, August 10, 2018 10:15:00

Nürburgring, Length: 4638m

Air temperature: 18.2°C

Track temperature: 27.79°C

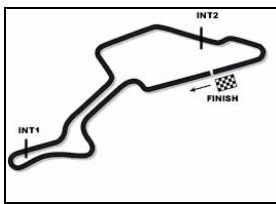
Weather condition: Dry

Lap	Time	SE1	SP1	SE2	SP2	SE3	SP3	TSP	Lap	Time	SE1	SP1	SE2	SP2	SE3	SP3	TSP
33	Rehkopf, DEU								theoretical besttime: 1:45.932								
1	3:09.195	1:42.870	117	1:01.179	133	25.146	146	133	16	1:59.045	46.893	189	45.770	243	26.382	55	243
2	1:57.772	50.210	181	47.014	242	20.548	187	242	17	6:00.863	4:43.551	128	56.357	172	20.955	185	172
3	1:48.806	43.386	201	45.668	242	19.752	188	242	18	1:50.602	44.134	198	46.722	241	19.746	187	241
4	1:48.465	43.314	207	45.359	244	19.792	187	244	19	1:47.218	42.861	214	44.929	242	19.428	187	242
5	1:47.351	42.714	214	45.007	244	19.630	188	244	20	1:49.704	45.324	211	44.862	243	19.518	187	243
6	1:54.260	42.736	218	44.922	244	26.602	53	244	21	1:46.948	42.870	217	44.724	243	19.354	188	243
7	4:13.519	3:08.314	199	45.591	242	19.614	187	242	22	1:46.064	42.318	223	44.617	243	19.129	188	243
8	1:47.474	43.128	218	44.856	242	19.490	188	242	23	1:47.035	42.986	214	44.908	243	19.141	187	243
9	1:49.054	44.561	208	45.017	243	19.476	187	243	24	1:46.516	42.741	221	44.566	243	19.209	188	243
10	1:47.455	42.633	214	45.136	243	19.686	186	243	25	1:46.189	42.441	223	44.515	244	19.233	188	244
11	1:47.026	42.820	219	44.854	243	19.352	186	243	26	1:46.118	42.345	221	44.674	243	19.099	188	243
12	1:47.316	43.017	216	44.884	244	19.415	187	244	27	1:46.546	42.502	223	44.705	243	19.339	188	243
13	1:46.882	42.902	220	44.571	243	19.409	186	243	28	1:48.166	43.797	211	44.946	244	19.423	188	244
14	1:46.693	42.767	223	44.674	243	19.252	188	243	29	1:47.028	42.650	220	44.960	243	19.418	188	243
15	1:47.636	42.939	221	45.208	243	19.489	187	243									

37	Walilko, POL								theoretical besttime: 1:43.685								
1	2:39.198	1:25.043	155	52.677	201	21.478	178	201	15	1:45.632	42.214	213	44.237	243	19.181	188	243
2	1:52.304	46.091	177	46.432	242	19.781	186	242	16	1:53.916	43.486	179	45.023	244	25.407	52	244
3	1:49.578	44.408	192	45.587	243	19.583	189	243	17	5:19.501	4:15.707	207	44.565	243	19.229	189	243
4	1:47.419	43.004	200	44.947	244	19.468	189	244	18	1:46.363	42.288	214	44.807	244	19.268	189	244
5	1:47.107	42.626	206	45.167	245	19.314	189	245	19	1:46.718	42.306	218	45.125	243	19.287	189	243
6	1:46.367	42.417	203	44.644	244	19.306	189	244	20	1:51.704	42.234	210	44.704	244	24.766	53	244
7	1:46.060	42.199	211	44.519	246	19.342	189	246	21	4:51.539	3:43.805	162	48.130	240	19.604	189	240
8	1:55.125	42.495	200	44.638	245	27.992	53	245	22	1:47.247	42.555	184	45.447	242	19.245	189	242
9	7:07.623	5:54.614	151	53.438	243	19.571	188	243	23	1:45.060	41.985	218	44.200	243	18.875	190	243
10	1:46.513	42.809	213	44.465	243	19.239	189	243	24	1:44.287	41.690	219	43.802	246	18.795	191	246
11	1:45.800	42.168	219	44.377	244	19.255	188	244	25	1:47.698	42.591	190	45.670	242	19.437	190	242
12	1:52.752	42.733	190	49.684	201	20.335	189	201	26	1:43.962	41.531	215	43.729	244	18.702	191	244
13	1:51.036	42.611	198	48.901	214	19.524	189	214	27	1:43.877	41.723	220	43.477	246	18.677	190	246
14	1:46.249	42.292	217	44.582	244	19.375	189	244									

66	Szczepansky, DEU								theoretical besttime: 1:48.070								
1	3:12.447	1:49.014	131	59.450	160	23.983	158	160	13	1:57.110	43.575	218	45.402	239	28.133	52	239
2	1:59.946	49.810	184	49.094	229	21.042	178	229	14	6:22.823	5:10.552	167	50.751	227	21.520	177	227
3	1:54.144	45.216	204	46.922	240	22.006	185	240	15	1:59.764	48.550	178	49.746	217	21.468	186	217
4	1:52.684	44.411	203	47.653	238	20.620	187	238	16	1:50.216	43.648	215	46.079	208	20.489	188	208
5	1:51.217	43.955	207	46.674	231	20.588	187	231	17	1:48.807	43.119	215	45.402	243	20.286	186	243
6	1:49.636	43.749	213	45.769	242	20.118	185	242	18	1:50.463	43.500	210	46.341	244	20.622	188	244
7	1:50.354	43.577	209	46.546	240	20.231	187	240	19	1:48.793	43.446	216	45.485	244	19.862	188	244
8	1:49.566	43.704	215	45.803	241	20.059	186	241	20	1:53.927	47.302	190	46.508	238	20.117	188	238
9	1:49.018	43.205	217	45.865	242	19.948	187	242	21	1:49.156	43.390	220	45.835	242	19.931	188	242
10	1:57.133	43.815	217	45.805	234	27.513	50	234	22	1:48.603	43.578	220	45.357	244	19.668	189	244
11	5:01.588	3:53.412	171	47.296	238	20.880	186	238	23	1:49.534	43.697	212	45.641	235	20.196	191	235
12	1:50.581	43.638	216	45.973	241	20.970	187	241	24	2:03.901	43.045	189	46.098	232	34.758	37	232

68	Lukas, POL								theoretical besttime: 1:44.637								
1	2:34.761	1:21.042	139	51.975	204	21.744	185	204	13	1:45.454	42.225	213	44.203	244	19.026	187	244
2	1:50.939	44.648	187	46.502	241	19.789	186	241	14	1:45.207	42.105	218	44.091	244	19.011	188	244
3	1:50.845	44.764	196	46.439	241	19.642	186	241	15	1:51.706	42.393	212	44.710	243	24.603	55	243
4	1:48.369	43.239	201	45.711	242	19.419	187	242	16	12:27.471	11:21.696	178	46.222	242	19.553	187	242
5	1:47.848	42.756	208	45.684	244	19.408	188	244	17	1:50.601	42.428	216	48.553	233	19.620	189	233
6	1:46.722	42.826	212	44.662	243	19.234	188	243	18	1:51.277	42.290	215	44.414	243	24.573	53	243
7	1:47.335	42.503	213	44.542	246	20.290	187	246	19	3:47.489	2:34.304	205	52.853	158	20.332	188	158
8	1:53.971	42.724	209	44.442	244	26.805	54	244	20	1:48.768	42.235	213	44.024	244	22.509	188	244
9	7:14.070	5:59.143	198	53.611	232	21.316	186	232	21	1:44.691	41.928	219	43.776	244	18.987	187	244
10	1:46.087	42.695	206	44.459	244	18.933	188	244	22	1:49.151	41.956	213	43.869	237	23.326	188	237
11	1:45.650	42.372	214	44.306	243	18.972	187	243	23	1:44.839	41.940	219	43.908	244	18.991	188	244
12	1:45.731	42.215	208	44.543	242	18.973	187	242									



Porsche Carrera Cup

Sector List Free Practice

Provisional

PORSCHE

**CARRERA CUP
DEUTSCHLAND**

DMSB Reg. Nr.:

Nürburgring, Length: 4638m

Air temperature: 18.2°C

Track temperature: 27.79°C

Weather condition: Dry

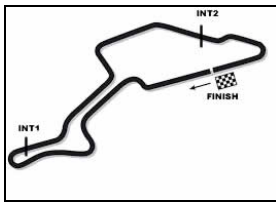
Friday, August 10, 2018 10:15:00

Lap	Time	SE1	SP1	SE2	SP2	SE3	SP3	TSP	Lap	Time	SE1	SP1	SE2	SP2	SE3	SP3	TSP
69 van Lagen, NLD									theoretical besttime: 1:43.881								
1	2:22.948	1:07.926	137	53.813	160	21.209	185	160	14	1:54.397	42.233	225	44.657	190	27.507	51	190
2	1:51.744	42.872	217	48.612	218	20.260	188	218	15	5:40.124	4:28.914	201	51.614	219	19.596	188	219
3	1:46.640	42.798	216	44.775	242	19.067	186	242	16	1:49.140	43.115	204	46.473	238	19.552	189	238
4	1:46.680	42.273	221	45.314	242	19.093	187	242	17	1:47.099	43.712	218	44.389	245	18.998	187	245
5	1:45.388	42.002	216	44.311	243	19.075	187	243	18	1:44.859	41.939	224	44.105	246	18.815	188	246
6	1:45.705	42.041	222	44.742	243	18.922	188	243	19	1:53.085	42.314	219	44.709	244	26.062	53	244
7	1:45.737	42.047	222	44.390	243	19.300	189	243	20	8:15.673	7:02.591	184	53.095	225	19.987	187	225
8	1:45.474	41.882	224	44.483	243	19.109	187	243	21	1:47.526	42.774	208	45.128	241	19.624	189	241
9	1:56.087	42.457	208	45.185	243	28.445	47	243	22	1:44.795	42.003	224	44.163	245	18.629	189	245
10	6:02.071	4:58.276	216	44.770	244	19.025	188	244	23	1:44.099	41.532	225	43.970	245	18.597	189	245
11	1:45.158	42.132	223	44.260	244	18.766	188	244	24	1:44.278	41.606	225	43.970	245	18.702	188	245
12	1:44.894	41.762	224	44.379	244	18.753	188	244	25	1:44.132	41.675	225	43.752	244	18.705	188	244
13	1:44.868	41.821	225	44.111	246	18.936	189	246	26	2:16.514	47.643	150	54.525	172	34.346	35	172

87 Wagner, DEU									theoretical besttime: 1:46.335								
1	3:06.833	1:47.521	119	56.750	170	22.562	165	170	14	1:48.274	42.620	207	46.133	241	19.521	188	241
2	1:55.382	47.735	186	47.427	240	20.220	187	240	15	1:46.830	42.674	219	44.817	241	19.339	188	241
3	1:50.060	44.040	206	46.212	241	19.808	188	241	16	1:56.325	42.886	184	46.468	243	26.971	57	243
4	1:48.362	43.159	211	45.566	242	19.637	187	242	17	6:20.765	5:07.931	143	50.365	192	22.469	185	192
5	1:47.401	42.925	209	44.916	243	19.560	187	243	18	1:58.126	49.430	154	47.765	172	20.931	186	172
6	1:47.377	42.860	208	44.952	243	19.565	187	243	19	1:48.795	43.361	218	45.611	242	19.823	188	242
7	1:48.086	42.808	213	45.555	243	19.723	187	243	20	1:47.798	42.965	215	45.183	244	19.650	189	244
8	1:53.418	43.171	215	45.052	243	25.195	55	243	21	1:47.521	42.785	221	45.068	243	19.668	188	243
9	6:42.598	5:33.610	212	47.148	172	21.840	186	172	22	1:47.523	42.740	219	45.023	243	19.760	189	243
10	1:47.855	42.886	213	45.221	242	19.748	187	242	23	1:54.091	42.471	223	45.287	234	26.333	51	234
11	1:47.235	42.861	219	44.936	242	19.438	188	242	24	3:37.372	2:32.059	213	45.478	241	19.835	187	241
12	1:47.724	43.739	220	44.557	243	19.428	188	243	25	1:48.371	42.958	180	45.630	243	19.783	188	243
13	1:47.362	42.439	221	45.050	208	19.873	188	208	26	1:54.020	43.113	201	45.527	241	25.380	54	241

93 ten Voorde, NLD									theoretical besttime: 1:44.570								
1	2:32.320	1:10.506	149	53.467	185	28.347	54	185	13	1:44.977	41.790	219	44.122	244	19.065	189	244
2	2:50.412	1:41.508	165	47.150	228	21.754	188	228	14	1:51.463	42.201	221	44.195	243	25.067	54	243
3	1:47.480	42.634	211	45.581	243	19.265	189	243	15	13:45.133	12:33.015	170	51.334	210	20.784	181	210
4	1:46.844	42.320	212	45.262	245	19.262	189	245	16	1:50.259	44.808	192	46.106	239	19.345	189	239
5	1:45.593	42.144	217	44.419	243	19.030	188	243	17	1:45.544	42.020	219	44.442	242	19.082	189	242
6	1:45.518	42.068	222	44.328	244	19.122	188	244	18	1:45.196	42.051	221	44.138	243	19.007	189	243
7	1:45.412	41.944	219	44.359	243	19.109	188	243	19	1:44.882	41.844	220	44.207	243	18.831	189	243
8	1:51.097	41.986	219	44.253	243	24.858	53	243	20	1:44.896	41.737	220	44.212	242	18.947	189	242
9	5:13.115	4:09.764	214	44.445	243	18.906	188	243	21	1:44.777	41.809	219	44.072	243	18.896	189	243
10	1:45.009	41.856	217	44.204	243	18.949	187	243	22	1:51.208	41.667	220	44.243	243	25.298	55	243
11	1:52.136	42.052	219	44.484	243	25.600	54	243	23								
12	4:30.281	3:27.116	216	44.249	244	18.916	188	244									

97 Kaibach, DEU									theoretical besttime: 1:45.650								
1	3:24.240	2:03.394	118	57.633	212	23.213	179	212	14	1:46.009	42.503	215	44.335	243	19.171	189	243
2	2:07.739	52.377	157	53.274	105	22.088	186	105	15	1:45.835	42.504	213	44.147	244	19.184	189	244
3	1:51.191	44.891	197	46.200	243	20.100	187	243	16	1:46.021	42.393	213	44.311	246	19.317	189	246
4	1:49.205	43.941	199	45.460	244	19.804	188	244	17	1:46.290	42.540	214	44.285	247	19.465	190	247
5	1:55.804	43.506	210	45.263	243	27.035	54	243	18	1:46.056	42.573	215	44.373	244	19.110	188	244
6	3:53.411	2:49.135	204	44.858	244	19.418	188	244	19	1:52.880	42.597	214	44.240	244	26.043	51	244
7	1:47.046	43.109	208	44.704	244	19.233	189	244	20	6:36.530	5:32.246	209	44.912	242	19.372	188	242
8	1:46.344	42.697	209	44.469	245	19.178	189	245	21	2:00.726	44.139	136	53.846	165	22.741	189	165
9	1:46.344	42.717	213	44.386	245	19.241	189	245	22	1:48.199	42.764	212	46.111	244	19.324	189	244
10	1:46.517	42.669	213	44.441	243	19.407	188	243	23	1:46.686	42.432	217	44.931	243	19.323	190	243
11	1:46.935	42.764	215	44.525	244	19.646	187	244	24	1:58.455	42.641	201	47.962	240	27.852	53	240
12	1:54.094	43.077	208	44.841	244	26.176	53	244	25								
13	4:49.535	3:45.836	207	44.518	243	19.181	189	243									



Porsche Carrera Cup

Sector List Free Practice

Provisional

PORSCHE

**CARRERA CUP
DEUTSCHLAND**

Nürburgring, Length: 4638m

Air temperature: 18.2°C

Track temperature: 27.79°C

Weather condition: Dry

DMSB Reg. Nr.:

Friday, August 10, 2018 10:15:00

Lap	Time	SE1	SP1	SE2	SP2	SE3	SP3	TSP	Lap	Time	SE1	SP1	SE2	SP2	SE3	SP3	TSP
98 Lautenschlager, DEU									theoretical besttime: 1:46.909								
1	2:52.703	1:39.155	118	51.989	220	21.559	184	220	15	1:47.182	42.737	215	44.977	243	19.468	188	243
2	1:53.653	46.172	176	47.057	241	20.424	187	241	16	1:55.894	42.651	215	45.239	222	28.004	56	222
3	1:50.652	44.460	188	46.244	242	19.948	188	242	17	5:42.284	4:30.901	171	50.433	219	20.950	185	219
4	1:49.901	44.203	190	45.892	242	19.806	188	242	18	1:54.696	45.032	192	49.166	196	20.498	188	196
5	1:49.364	43.580	192	45.908	242	19.876	187	242	19	1:48.748	43.290	212	45.727	243	19.731	188	243
6	1:48.973	43.668	191	45.544	242	19.761	187	242	20	1:47.261	42.946	210	44.802	243	19.513	189	243
7	1:48.487	43.520	199	45.339	243	19.628	187	243	21	1:47.249	42.757	215	44.893	244	19.599	189	244
8	1:48.512	43.227	202	45.511	243	19.774	188	243	22	1:47.755	42.910	215	45.103	243	19.742	190	243
9	1:57.711	43.260	208	45.703	243	28.748	56	243	23	1:47.635	42.835	215	44.938	244	19.862	187	244
10	3:39.873	2:30.798	205	48.930	232	20.145	189	232	24	1:47.703	42.923	215	45.110	243	19.670	188	243
11	1:48.588	43.220	208	45.635	242	19.733	188	242	25	1:47.588	42.836	216	45.113	244	19.639	187	244
12	1:48.348	43.180	208	45.478	244	19.690	188	244	26	2:03.221	46.426	180	47.401	243	29.394	55	243
13	1:47.478	42.933	210	45.089	242	19.456	188	242	27	4:28.646	3:20.540	202	46.003	243	22.103	188	243
14	1:47.350	42.843	214	45.007	243	19.500	188	243	28	1:47.539	42.811	214	45.189	243	19.539	189	243

Lap	Time	SE1	SP1	SE2	SP2	SE3	SP3	TSP	Lap	Time	SE1	SP1	SE2	SP2	SE3	SP3	TSP
99 Wright, USA									theoretical besttime: 1:46.182								
1	2:59.396	1:44.570	142	52.448	228	22.378	180	228	14	1:47.181	42.981	214	44.779	243	19.421	189	243
2	1:54.300	46.101	171	47.630	240	20.569	186	240	15	1:53.761	42.806	216	44.677	242	26.278	53	242
3	1:50.481	44.380	208	46.325	241	19.776	187	241	16	3:39.256	2:34.664	203	45.119	242	19.473	188	242
4	1:48.059	43.351	202	45.025	243	19.683	187	243	17	1:47.967	42.995	212	45.277	229	19.695	188	229
5	1:47.908	43.308	206	45.156	242	19.444	186	242	18	1:47.119	42.658	215	44.911	243	19.550	188	243
6	1:47.978	43.064	206	45.542	242	19.372	187	242	19	1:46.774	42.609	208	44.871	241	19.294	188	241
7	1:48.690	43.098	203	46.008	244	19.584	188	244	20	1:46.182	42.401	215	44.584	243	19.197	188	243
8	1:52.300	47.631	208	45.146	243	19.523	186	243	21	1:54.185	43.005	212	44.686	243	26.494	54	243
9	1:47.871	43.235	208	45.072	242	19.564	187	242	22	7:45.807	6:41.174	203	45.198	243	19.435	189	243
10	1:55.371	43.117	210	44.616	242	27.638	56	242	23	1:46.751	42.802	209	44.649	242	19.300	188	242
11	7:30.817	6:22.249	171	48.174	234	20.394	185	234	24	2:13.042	1:02.092	202	44.878	242	26.072	54	242
12	1:50.262	43.552	198	45.776	240	20.934	166	240	25								
13	1:48.852	43.786	201	45.621	242	19.445	188	242									